



TIER1FX WEEKLY

UPCOMING EVENTS: ASIA TAKES CENTRE STAGE



Weekly Calendar of Events

TIER1FX

09/08/2018			10/08/2018			11/08/2018			12/08/2018			13/08/2018		
Time	Country	Event	Time	Country	Event	Time	Country	Event	Time	Country	Event	Time	Country	Event
08:00	GE	Industrial Orders	01:30	JN	Household Spending	01:50	JN	Current Account	01:01	UK	RICS Housing Survey	00:45	NZ	Electronic Card Retail Sales
09:30	UK	Halifax House Prices	06:30	AU	RBA CASH RATE	01:50	JN	BoJ Minutes	01:50	JN	Machinery Orders	01:50	JN	GDP
10:30	EZ	Sentix Index	08:00	GE	Industrial Output	03:30	AU	Housing Finance	03:30	CN	CPI, PPI	03:30	AU	RBA Monetary Policy statement
			08:00	NO	Manufacturing Output	08:00	SE	Money Market CPIF Inflation 5Yrs	08:00	NO	Credit Indicator	08:00	NO	CPI
			09:30	SE	Industrial Production	14:30	CA	Building Permits	14:15	CA	Housing Starts	09:30	SE	CPI
			16:00	US	JOLTS Job Openings	16:30	US	EIA Weekly Energy Inventories	14:30	US	Weekly Jobless Claims	10:30	UK	GDP
			16:00	CA	Ivey PMI	23:00	NZ	RBNZ CASH RATE	14:30	US	PPI	10:30	UK	Industrial Output
			21:00	US	Consumer Credit				16:00	US	Wholesale Sales	10:30	UK	Manufacturing Output
									16:30	US	EIA Nat Gas Inventory	14:30	US	CPI, CPI Core
												14:30	CA	Unemployment Rate
														Weekend
														Date
														Country
														Event

Source: Reuters, Tier1FX Research, All times CET



FX Spot

Pair	Last Close	Weekly Change	2017 Highs	2017 lows	YTD %
AUDUSD	0.7399	-0.01%	0.8135	0.7312	-5.2%
EURUSD	1.1567	-0.76%	1.2555	1.1509	-3.6%
GBPUSD	1.3005	-0.75%	1.4376	1.2955	-3.8%
NZDUSD	0.6741	-0.68%	0.7436	0.6689	-4.9%
USDCAD	1.2988	-0.48%	1.3385	1.225	3.3%
USDCHF	0.9941	-0.02%	1.0068	0.9188	2.0%
USDCZK	22.125	0.65%	22.568	20.11	4.0%
USDJPY	111.25	0.20%	113.38	104.57	-1.3%
USDMXN	18.549	-0.37%	20.96	17.9375	-5.6%
USDNOK	8.2536	0.82%	8.3309	7.6348	0.6%
USDPLN	3.6841	0.23%	3.8013	3.3084	5.8%
USDSEK	8.9133	0.84%	9.0372	7.8279	8.7%
USDSGD	1.3663	0.36%	1.3745	1.301	2.2%
USDZAR	13.3148	1.14%	13.9952	11.51	7.7%

Source: Reuters, Tier1FX Research

FX Forecasts (Reuters Poll Median)

Pair	1M	3M	6M	12M	
AUDUSD	0.74	0.745	0.75	0.77	
EURUSD	1.1625	1.17	1.19	1.23	
GBPUSD	1.32	1.33	1.35	1.39	
NZDUSD	0.68	0.69	0.69	0.7	
USDCAD	1.31	1.3	1.29	1.26	
USDCHF	0.99	1	0.99	0.97	
USDJPY	110	110	110	107	
USDMXN	19.8	19.715	19.4	19	
USDNOK	8.1113	8.0813	7.88	7.4	
USDSEK	8.85	8.775	8.54	8.06	
USDSGD	1.37	1.36	1.34	1.33	
USDZAR	13.66	13.5	13.3826	13.5	

Source: Reuters, Tier1FX Research

EQUITY OVERVIEW – GAINS ONCE AGAIN MADE IN THE US



ASIAN INDICES

Name	Last Close	MTD%	QTD%	YTD%	2016 Highs	2016 Lows	P/E	Dividend Yield %	30 Day
MSCI ASIA-PACIFIC	165.25	-1.04	-0.48	-4.92	187.97	161.92			
MSCI APEX 50	1249.37	-1.85	-2.21	-6.74	1496.57	1241.87			
S&P/ASX 200	6234.80	-0.72	0.65	2.80	6306.10	5724.80	16.47	5.55	
SHANGHAI COMPOSITE	2740.44	-5.93	-4.97	-18.18	3587.03	2691.02	11.96	2.72	
HANG SENG	27676.32	-2.67	-3.92	-7.02	33484.08	27578.09	10.73	3.40	
NIKKEI 225	22525.18	0.00	0.00	0.00	24129.34	20347.49	NULL	NULL	
KOSPI	2287.68	-0.33	-1.65	-7.29	2607.10	2243.90	12.10	1.28	
S&P/NZX 50	8864.52	-0.29	-0.52	5.93	9084.04	8031.08	18.78	5.36	
STRAITS TIMES	3265.73	-0.96	0.59	-3.37	3641.65	3176.26	11.69	3.77	

Source: Reuters, Tier1FX Research

EUROPEAN INDICES



Name	Last Close	MTD%	QTD%	YTD%	2016 Highs	2016 Lows	P/E	Dividend Yield %	30 Day
MSCI EUROPE	1722.51	-1.57	1.66	-3.66	1915.23	1675.74			
EUROSTOXX 50	3482.40	-1.22	2.56	-0.62	3687.22	3261.86			
BEL20	3874.11	-0.91	3.86	-2.88	4188.95	3664.16	16.67	3.68	
PRAGUE SE	1092.19	-0.17	2.47	1.14	1141.34	1043.18	13.44	4.39	
OMXC20	1020.19	0.15	5.88	-0.58	1056.09	932.29	18.92	2.32	
OMXH	10108.06	0.18	1.14	6.75	10437.46	9369.32	17.51	3.82	
CAC 40	5478.98	-0.55	2.95	3.17	5657.44	5038.12	15.86	3.16	
DAX	12615.76	-1.82	2.17	-2.67	13596.89	11726.62	13.02	3.00	
AEX	572.29	-0.41	3.67	5.02	576.90	515.96	14.77	3.43	
FTSEMIB	21586.85	-2.95	-0.31	-1.34	24544.26	21122.51	10.40	3.75	
OBX	823.36	-0.15	1.58	11.28	834.42	707.42		3.68	
IBEX 35	9739.80	-1.33	1.22	-3.03	10758.20	9327.60	13.48	4.09	
OMXS30	1611.95	-0.23	3.40	2.22	1647.69	1482.22	14.10	3.94	
SMI	9158.00	0.05	6.61	-2.17	9616.38	8372.90	21.96	3.27	
FTSE 100	7659.10	-1.14	0.31	-0.35	7903.50	6866.94	12.77	4.01	

Source: Reuters, Tier1FX Research

AMERICAN INDICES



Name	Last Close	MTD%	QTD%	YTD%	2016 Highs	2016 Lows	P/E	Dividend Yield %	30 Day
MSCI UNITED STATES	2696.05	0.88	4.38	6.40	2734.51	2458.80			
RUSSELL 3000	1685.03	0.84	4.08	6.46	1694.23	1496.94			
DOW JONES	25326.16	0.19	4.91	3.01	26616.71	21600.34	19.78	2.25	
NASDAQ 100	7395.49	2.26	5.04	15.62	7511.39	6164.43	26.01		
S&P 500	2827.22	0.85	4.49	6.24	2872.87	2532.69	21.79	2.35	
MERVAL	28882.85	-0.24	12.21	-2.83	35461.52	20845.22		1.83	
BOVESPA	81434.98	2.80	11.92	6.59	88317.83	69068.77	17.40	3.56	
TORONTO STOCK EXCHANGE	16409.16	-0.08	0.88	1.30	16586.46	14785.78	16.58	3.17	
COLCAP	1529.17	0.35	-2.86	1.21	1598.40	1414.59	16.23	2.74	
JAMAICAN STOCK EXCHANGE	313486.72	0.32	2.83	9.02	314379.69	280564.19			
MXSE IPC	49056.04	-0.80	3.44	-0.11	51772.37	44429.36			
S&P LIMA GENERAL	20176.92	-0.97	2.46	1.57	21581.82	16774.44	15.79	2.68	
BURSATIL INDEX	95153.84	11.50	7.20	7787.22	130635.00	157.39	4.06		

Source: Reuters, Tier1FX Research

GOVERNMENT 10YR YIELDS

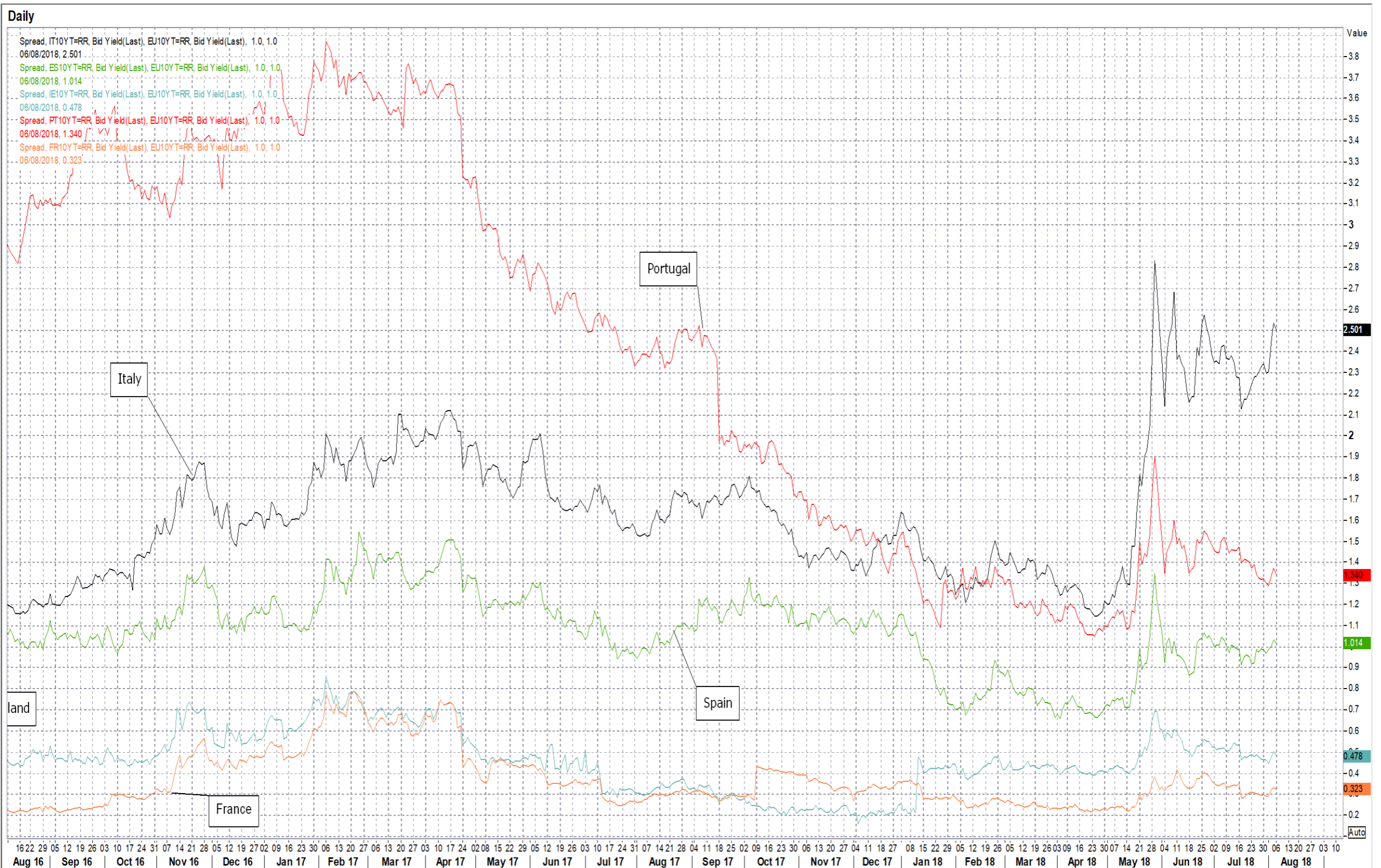


Name	Cntry ^	Cpn	Mat Date	Bid	Ask	Net Chng	B Yield	A Yield	Yld Net Chng	Sw Sp	ASW Sp	Date	Time
AU 10Y T-BOND	AU	2.250	21-May-2028	96.327	96.360	+0.426	2.679	2.675	-0.051	-14.8	-20.0	06-Aug-2018	10:53
BR 10Y T-BOND	BR	10.000	01-Jan-2027	956.023	957.517	+8.804	11.050	11.020	-0.170	-	70.7	03-Aug-2018	22:58
CA 10Y T-BOND	CA	2.000	01-Jun-2028	96.920	96.940	+0.120	2.353	2.351	-0.014	-37.0	-40.0	03-Aug-2018	23:53
CN 10Y T-BOND	CN	3.690	17-May-2028	101.790	101.974	+0.149	3.472	3.450	-0.018	5.4	-	06-Aug-2018	10:58
DE 10Y BUND	DE	0.250	15-Aug-2028	98.440	98.470	-0.010	0.409	0.406	+0.001	-51.3	-50.8	06-Aug-2018	11:01
FR 10Y OAT	FR	0.750	25-Nov-2028	100.167	100.267	+0.077	0.733	0.723	-0.008	-21.7	-21.8	06-Aug-2018	11:01
GB 10Y GILT	GB	4.250	07-Dec-2027	125.636	125.668	+0.074	1.321	1.318	-0.008	-23.3	-25.5	06-Aug-2018	11:01
ID 10Y T-BOND	ID	6.125	15-May-2028	88.563	88.970	+0.016	7.819	7.754	-0.001	182.0	-	06-Aug-2018	6:56
IN 10Y T-BOND	IN	7.170	08-Jan-2028	96.045	96.050	-0.035	7.768	7.768	+0.006	19.8	4.6	06-Aug-2018	11:00
IT 10Y BTP	IT	2.000	01-Feb-2028	92.684	92.810	+0.262	2.908	2.892	-0.034	203.7	188.9	06-Aug-2018	11:01
JP 10Y JGB	JP	0.100	20-Jun-2028	99.931	100.009	0.000	0.107	0.099	0.000	-19.9	-21.8	06-Aug-2018	10:37
KR 10Y KTB	KR	2.625	10-Jun-2028	10,096.600	-	+22.439	2.561	-	-0.021	32.5	30.3	06-Aug-2018	8:49
MX 10Y T-BOND	MX	7.500	03-Jun-2027	99.455	99.707	-0.316	7.760	7.720	+0.050	-25.1	-35.3	04-Aug-2018	9:00
RU 10Y T-BOND	RU	7.050	19-Jan-2028	95.682	95.720	-0.069	7.850	7.840	+0.010	-74.6	-71.3	06-Aug-2018	10:42
TR 10Y T-BOND/d	TR	12.400	08-Mar-2028	71.500	72.500	-1.500	18.930	18.640	+0.430	43.4	176.3	06-Aug-2018	10:44
US 10Y T-NOTE	US	2.875	15-May-2028	99*12½	99*13	+0*01½	2.947	2.945	-0.005	-6.5	-6.2	06-Aug-2018	11:00
US 10Y INT NOTE	US	2.875	15-May-2028	99*12½	99*13	+0*01	2.947	2.945	-0.004	-6.5	-6.2	06-Aug-2018	11:00
ZA 10Y T-BOND	ZA	10.500	21-Dec-2026	110.296	110.483	-0.318	8.735	8.705	+0.050	65.4	57.9	06-Aug-2018	10:52



INTEREST RATE PROBABILITIES						
	Central Bank	Target Rate	Next Meeting Date	Current Rate	Implied Rate	Most Probable Action
	Federal Reserve	Fed Funds Target	26-Sep-2018	1.875	2.143	HIKE
	European Central Bank	Deposit Facility Rate	13-Sep-2018	-0.40	-0.358	NO CHANGE
	Reserve Bank of Australia	Cash Target Rate	07-Aug-2018	1.50	1.499	NO CHANGE
	Banco Central do Brasil	SELIC Target Rate	19-Sep-2018	6.50	6.650	HIKE
	Bank of Canada	ON Target Rate	05-Sep-2018	1.50	1.567	NO CHANGE
	Czech National Bank	2 Week Repo Rate	26-Sep-2018	1.25	0.266	NO CHANGE
	Bank of England	Bank Rate	13-Sep-2018	0.75	0.704	NO CHANGE
	Bank of Japan	Policy Rate Balance	19-Sep-2018	-0.10	-0.063	NO CHANGE
	Reserve Bank of New Zealand	Cash Rate	09-Aug-2018	1.75	1.748	NO CHANGE
	National Bank of Poland	7 Day Repo Rate	05-Sep-2018	1.50	1.382	NO CHANGE
	Sveriges Riks Bank	Repo Rate	06-Sep-2018	-0.50	-0.515	NO CHANGE
	Swiss National Bank	3M Target LIBOR Rate	20-Sep-2018	-0.75	-0.742	NO CHANGE
	Central Bank of Russia	Bank of Russia Key Rate	14-Sep-2018	7.25	7.132	NO CHANGE
	Banco Central de Reserva del Peru	Overnight Target Rate	09-Aug-2018 ☹	2.75 ☹	2.656 ☹	NO CHANGE
	Reserve Bank of India	Overnight Target Rate	04-Oct-2018	6.50	6.622	NO CHANGE

EU SOVEREIGN 10YR SPREADS – ITALY STAYS ELEVATED

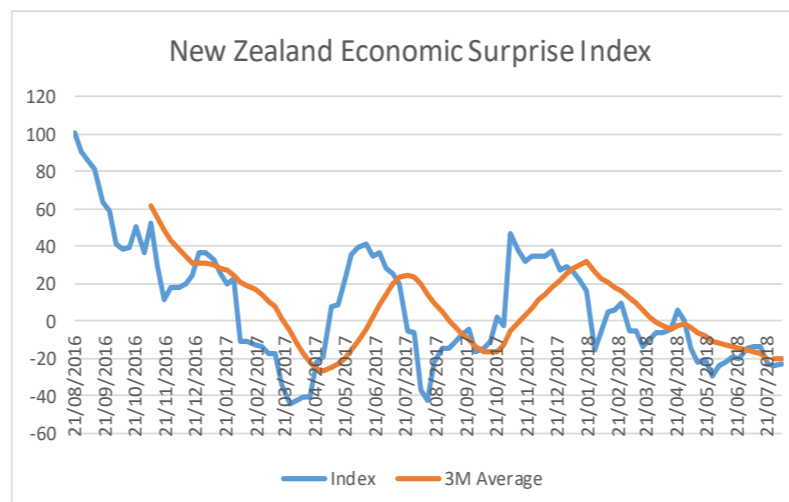
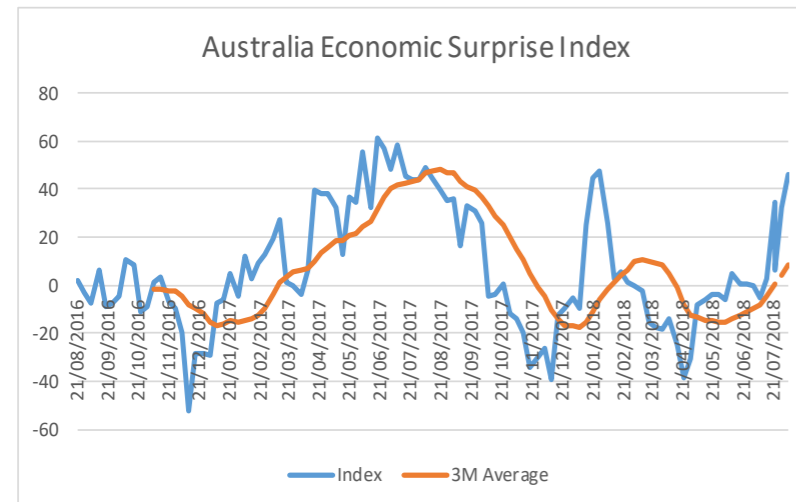
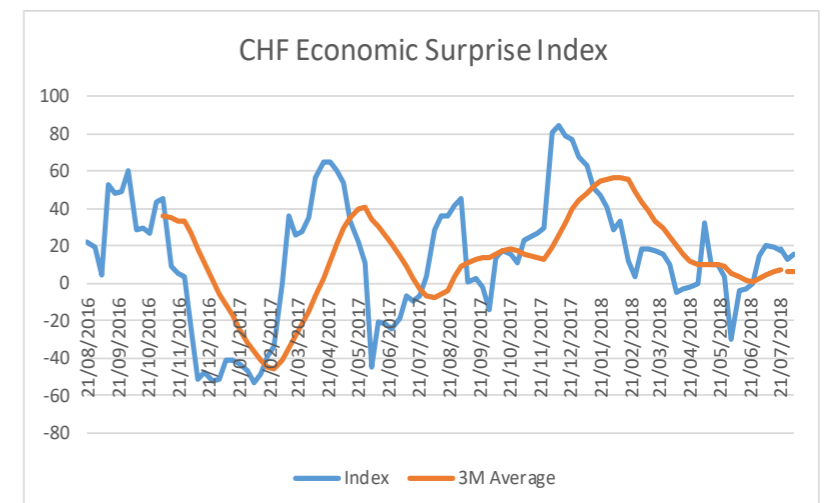
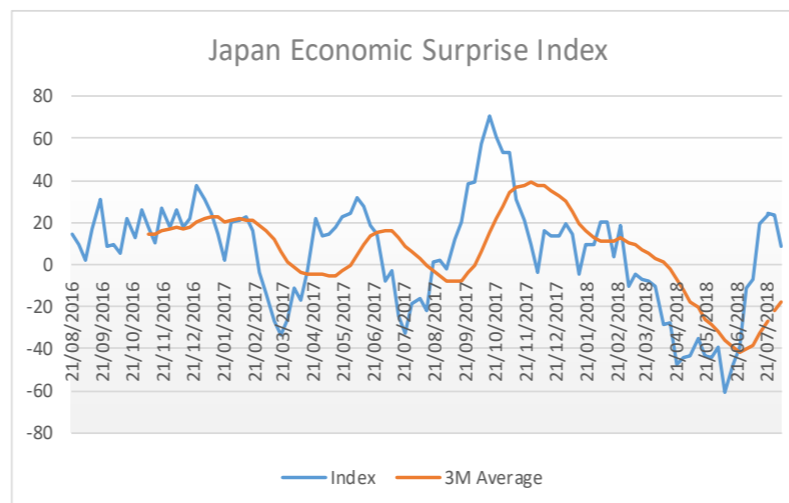
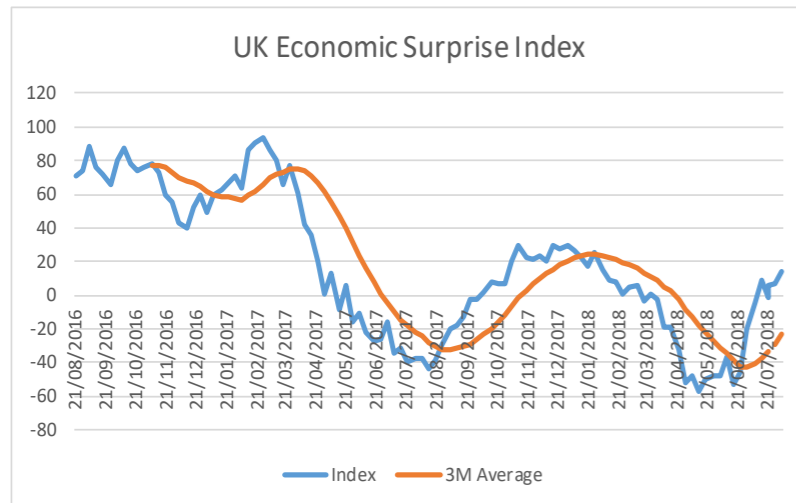
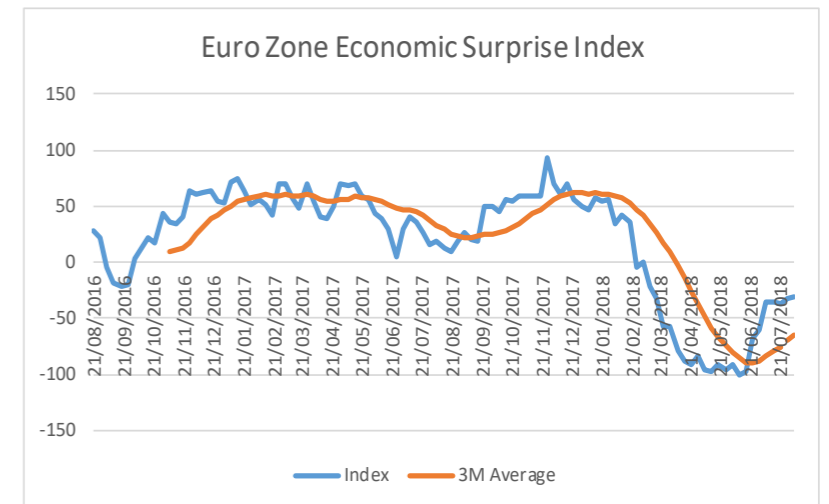
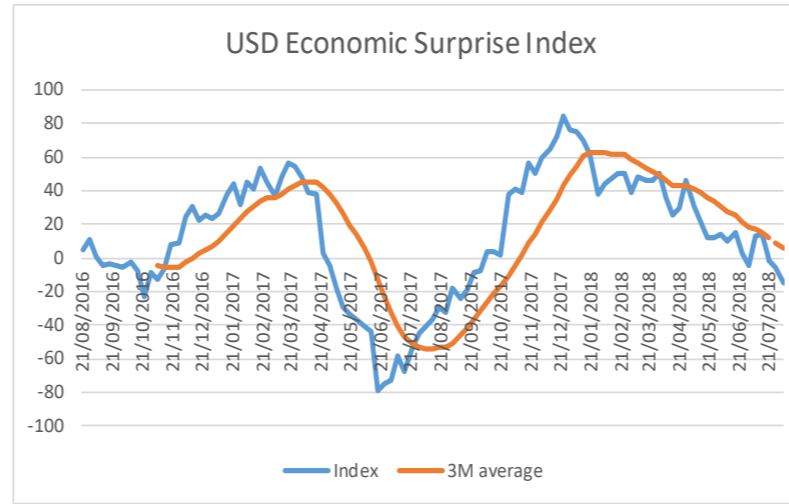
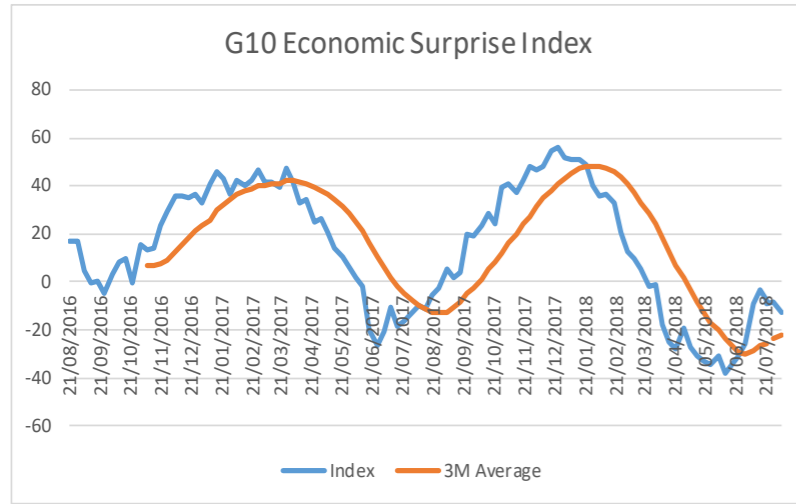




STOCK MARKET INDEXED PERFORMANCE 2018 – US TECH STOCKS STAY IN THE LEAD



CITIFX ECONOMIC SURPRISE INDICES – RECENT AU DATA BETTER THAN EXP.



Source: Reuters, T1 Research



GENERAL DISCLAIMER

This research has been prepared by TIER1FX It is provided for informational purposes only. It does not constitute or form part of, and shall under no circumstances be considered as, an offer to sell or a solicitation of an offer to purchase or sell any relevant financial instruments (i.e. financial instruments mentioned herein or other financial instruments of any issuer mentioned herein and/or options, warrants, rights or other interests with respect to any such financial instruments) ('Relevant Financial Instruments').

The research report has been prepared independently and solely on the basis of publicly available information that considers to be reliable. While reasonable care has been taken to ensure that its contents are not untrue or misleading, no representation is made as to its accuracy or completeness and TIER1FX accepts no liability whatsoever for any direct or consequential loss, including without limitation any loss of profits, arising from reliance on this research report.

The opinions expressed herein are the opinions of the research analysts responsible for the research report and reflect their judgement as of the date hereof. These opinions are subject to change and TIER1FX does not undertake to notify any recipient of this research report of any such change nor of any other changes related to the information provided in this research report.

This research report is protected by copyright and is intended solely for the designated addressee. It may not be reproduced or distributed, in whole or in part, by any recipient for any purpose without TIER1FX prior written consent.

